

Fund fact sheet 05/2025

Facts and figures

Fund's assets ¹	EUR 1,623.97 million
Gross liquidity ²	EUR 374.00 million
Number of fund investments ³	45
Diversification of tangible assets ³	44 locations/6 countries
ISIN/WKN	LU2183939003/KLV100
Launch date	28.10.2020
Initial issue price	EUR 100.00
Fund currency	EUR
Management fee	up to 1.80 % p.a. of net asset value
Depository fee ⁴	up to 0.025 % p.a. of net asset value
Yield based on front-end load	up to 5 %
Total expense ratio for 2021/22 financial year ⁵	1.23 %
Estimated total expense ratio for 2023/24 financial year ⁶	1.30 %

Unit price and distribution

Issue price per share	EUR 115.42
Redemption price per share	EUR 109.92
Distribution as of 18.12.2024	EUR 2.17 per share

Overall risk indicator

1	2	3	4	5	6	7
---	---	---	---	---	---	---

← Low risk → Higher risk →

The overall risk indicator shows the likelihood of investors losing money in this product because of certain market movements or the fund's inability to pay investors. This product has been put into "Risk Class 1", because the risk of potential losses from the fund's future performance is classified as low. If market conditions develop unfavourably, however, the fund's ability to pay investors is likely to be adversely affected as a result.

¹ Fund's net assets (fund's gross assets less liabilities and provisions).

² Bank deposits and term deposits at fund level and securities (100 % of market value).

³ The transfer of benefits and burdens for the two Swedish photovoltaic project developments of Helios Nordic Energy has not yet taken place.

⁴ The depository is BNP Paribas S.A., Luxembourg Branch, Grand Duchy of Luxembourg.

⁵ The transaction, financing, maintenance and management costs of portfolio companies and investments in tangible assets are not taken into account here. Whenever fund management fees are incurred for the investments held, these are fully taken into account when calculating the total expense ratio. The ratio relates to the fund's average net assets as per the information memorandum.

⁶ This includes the estimated costs (without transaction/management/maintenance/financing costs for investments in tangible assets and portfolio companies). This cost estimate does not meet the requirements for an official cost statement under MiFID, which you will receive in good time before the order is executed.

⁷ **Statements on targeted returns and the planned distribution of profits are not necessarily indicative of future returns. Past performance is not necessarily indicative of future returns.**

This is a **marketing ad**. Before making any investment decisions, please read the information memorandum and the key information document for klimaVest. You can obtain this fact sheet and other German-language documents (e.g. the current annual and semi-annual report) free of charge – either in writing or as an electronic copy – from your advisor or directly from Commerz Real Fund Management S.à r.l. You can also download the documents here: klimavest.de/downloads/. You can find more information about sustainability aspects (according to the EU Sustainable Financial Disclosure Regulation) here: crfm.commerzreal.com/. You can find a summary of your investor rights in German here: klimavest.de/anlegerrechte/. You can find more detailed information about the opportunities and risks presented by klimaVest here: klimavest.de/chancen-und-risiken/. Please note that Commerz Real Fund Management S.à r.l. may decide to stop the cross-border distribution of klimaVest at any time.

Investment strategy






The fund's investment objective is to make a positive contribution to the environmental goals stipulated in the EU Taxonomy Regulation, in particular climate change mitigation and adaptation, by investing primarily in sustainable assets in the field of renewable energies (mainly solar and wind power), energy transmission and energy storage. klimaVest aims to generate a financial return, including an annual distribution.⁷

Performance

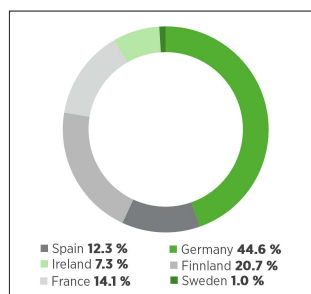
Past performance is not necessarily indicative of future returns.

Performance	net ⁸	gross ⁹
28.10.2020 – 31.05.2021	-3.1 %	1.7 %
31.05.2021 – 31.05.2022	3.3 %	3.3 %
31.05.2022 – 31.05.2023	3.3 %	3.3 %
31.05.2023 – 31.05.2024	4.1 %	4.1 %
31.05.2024 – 31.05.2025	3.5 %	3.5 %

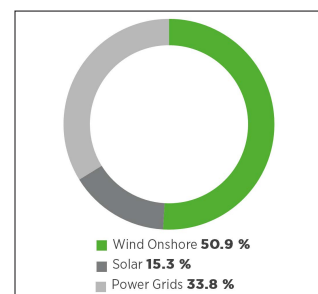
Current diversification and value added

Stage of development  38 investments in the portfolio	Portfolio capacity  769 MW (total rated capacity) in the portfolio ¹⁰  282 MW (total rated capacity) under development ¹⁰  320,440 targeted number of households to be supplied with green electricity each year ¹¹
 7 investments under development ³	

Allocation by country^{3,12}



Sectoral allocation¹³



⁸ The model calculation of the fund's performance for investors is based on an investment amount of EUR 10,000 and a 5 % front-end load, which is collected once upon purchase and deducted in the first year. The front-end load is a maximum amount and may be lower in certain cases. In addition, custody fees may be incurred for the safekeeping of shares, which may reduce the fund's performance for investors.

⁹ This has been calculated according to the BVI methodology (without front-end load and with distributions immediately reinvested).

¹⁰ This is based on the entire portfolio of assets.

¹¹ This has been calculated based on the amount of electricity fed into the grid and the average electricity consumption of households in the relevant countries of investment. Enerdata database (2019). The target may be exceeded, or it might not be fully achieved.

¹² This has been calculated based on direct and indirect shareholdings (incl. shareholder loans and debt capital).